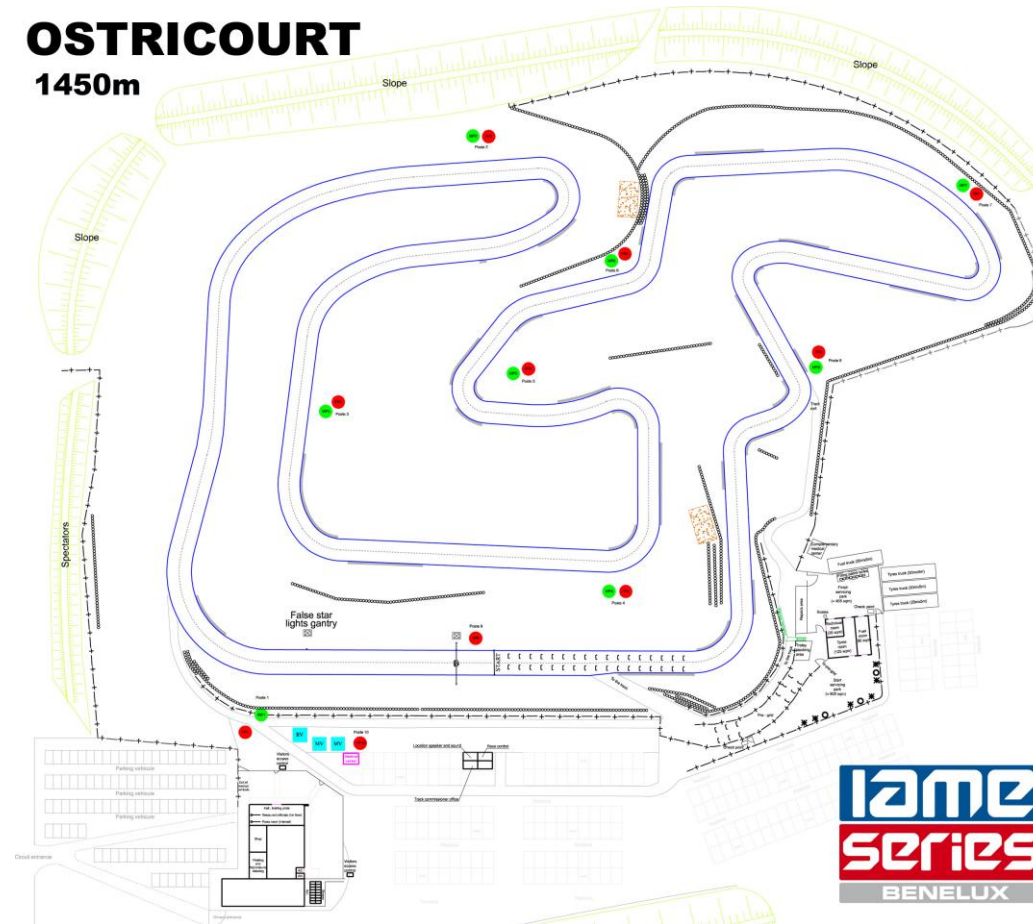


**NOTE INFORMATION  
DRIVERS - ENTRANTS  
ROUND 2 / OSTRICOURT  
01 - 04 MAY 2025**



**OSTRICOURT**  
1450m



**THE IAME CHAMPIONSHIP - N°1 IN EUROPE !!**





**iame** **Series**  
BENELUX

**2025 OFFICIAL  
CHAMPIONSHIP**



**iame**  
**Series**  
BENELUX

**THE IAME CHAMPIONSHIP - N°1 IN EUROPE !!**



## COMPETITORS' WELCOME HOURS

The ***Ostricourt Circuit*** team will welcome you at the following times:

Wednesday: 9:00 a.m. to 7:00 p.m.

Thursday: 7:00 a.m. to 8:00 p.m.

Friday: 7:00 a.m. to 8 p.m.

Saturday: 7:00 a.m. to 8 p.m.

Sunday: 7:00 a.m. to 8 p.m.



Please note that outside these times you will not be able to access the paddock.



Wait for 1 steward BEFORE settling down

No installation outside these hours

**THE IAME CHAMPIONSHIP - N°1 IN EUROPE !!**





## Paddock

- No catering / no cooking / no camping in paddock (FIREMEN REGULATIONS)
- No sleeping in the paddock -> ONLY CAMPING AREA
- Electricity from Wednesday 9:00 a.m. to Sunday evening
- COMPULSORY 6kg FIRE EXTINGUISHER (1x per 4 drivers from the same tent/structure)



**No electricity during the night in the paddock**

**Hybrid and electric cars: Recharging prohibited on site.**

## CAMPING (From Wednesday Evening -> Area at the entry of the paddock)

- An amount of €25 per day will be requested per caravan or motorhome present on the site upon arrival
- Electricity will be accessible 24 hours a day. The showers will be free of charge.
- Night Toilets will be available
- No camping during private tests. You could see with : <https://leclosfleuri-nord.com/> (near the track)


## WASTE:

The track is subject to increasingly stringent and costly restrictions from the French administration. As in Genk, rubbish must be taken away.

**THE IAME CHAMPIONSHIP - N°1 IN EUROPE !!**



## CAR PARK

- **NO CAMPERS OR CARAVAN OUTSIDE THE CAMPSITE (POLICE REGULATIONS)**
- Parking only in authorized areas (Permanent police checks)
- Follow stewards' instructions (Friday - Saturday - Sunday) 
- Avoid blocking the access road
- The emergency vehicles have priority, their access must be able to be done permanently and the rules requires us to leave free tracks of 4M wide in the paddock
- No cars in the paddock, even to unload, NO EXCEPTION POSSIBLE

**THE IAME CHAMPIONSHIP - N°1 IN EUROPE !!**



## FREE PRACTICES

General track information:

<https://www.karting-lille-jpr.fr/licencies>

Track fee and camping  
ticket online booking  
system:

<https://karting-lille-jpr.fr/reservation>

Planning							
Heures	Lun 28 avr.	Mar 29 avr.	Mer 30 avr.	Jeu 01 mai	Ven 02 mai	Sam 03 mai	Dim 04 mai
8:00							
9:00							
10:00							
11:00							
12:00			IAME / MINI-ROOKIE- KA100- MASTER	IAME / JUNIOR - SENIOR	IAME / COURSE JUNIOR - SENIOR	IAME / COURSE JUNIOR - SENIOR	IAME / MINI- ROOKIE-KA100- SC-MAST
13:00							
14:00							
15:00							
16:00							
17:00							
18:00							

Affluence 

Planning							
Heures	Lun 21 avr.	Mar 22 avr.	Mer 23 avr.	Jeu 24 avr.	Ven 25 avr.	Sam 26 avr.	Dim 27 avr.
8:00							
9:00							
10:00							TEST IAME ROOKIE ET MINI
11:00		KARTS PRIVE / PRIVATE KARTS	KARTS PRIVE / PRIVATE KARTS	KARTS PRIVE / PRIVATE KARTS			
12:00					TEST IAME TOUTES CATEGORIES	TEST IAME TOUTES CATEGORIES	
13:00							
14:00							
15:00							
16:00							
17:00							
18:00							

Affluence 

THE IAME CHAMPIONSHIP - N°1 IN EUROPE !!



## ADMINISTRATIVE CHECK-LIST

① Carry out the administrative control on the 1st floor of the main building:

✓ The Administrative Control must MANDATORY be carried out on Thursday. ✓ Respect the Administrative Control schedule, imposed for each category

✓ Present yourself with the driver and entrant licenses, the starting permission of your federation (For foreign drivers) and your transponder number.

✓ If you already have your driver badge, come with it! ✓ Give transponder number for verification

✓ Delivery of your file with Technical Inspection sheet, mechanic bracelets and pilot badge as well as goodies

② Possibility of renting the transponder during the administrative check:

✓ Distribution. ✓ Rental price: €30. Deposit: driver license.

③ Collect the free practice tires at the Eurokarting store, in exchange for the vouchers.

✓ Payment for slick and rain tires for the race (and for official free practice) at the Eurokart store or at PDB Racing

✓ Collect and scan racing tires. respect the timetable imposed for each category ✓ ATTENTION! Only scanned slick and rain tires will be usable in the race.

④ Carry out the Technical Inspection at the indicated time.

✓ Bring your kart, but also your driver equipment. ✓ Give the completed sheet to the technical controller.


⑤ Put the transponder on the kart. It's mandatory from Friday!!

**THE IAME CHAMPIONSHIP - N°1 IN EUROPE !!**





## BRIEFING



We remind you that attendance at the briefing is obligatory for all drivers entered.

The briefing will take place in the briefing room (1<sup>st</sup> floor main building).

Briefing schedule:

Mini Rookie - Mini 60 – X30 Master/Gentleman/Senior Cup – KA100: Sunday from 10:30 a.m to 11:25 a.m.

X30 Junior – X30 Senior: Thursday from 18:10 p.m. to 18:35 p.m.

[See official timetable](#)

**THE IAME CHAMPIONSHIP - N°1 IN EUROPE !!**



## RULES OF GOOD CONDUCT

- 1 - During the event, it is the responsibility of drivers and competitors to read and understand the regulations, press releases and timetables. They must respect the officials and their decisions as well as the volunteers.
- 2 - Participants are responsible for their actions in all circumstances, and must ensure the conformity of their equipment.
- 3 - Alcohol and drugs are strictly prohibited during training or races.
- 4 - In the event of insults and/or assault, a driver may be disqualified from the event and/or the championship following the decision of the college of sports commissioners.
- 5 - Participants must respect the environment, reduce noise and pollution.
- 6 - The use of appliances with high electricity consumption (heater, dryer, air conditioner, etc.) is prohibited in the paddock.
- 7 - No private car will be tolerated within the circuit.
- 8 - Drivers and competitors will not be summoned to the Sports Commission in the event of penalties of up to 5 seconds inclusive and for any incidents linked to the starting procedure. In these cases, the decisions of the College of Sporting Stewards will be taken directly and displayed on the digital scoreboard. In all other cases, drivers and competitors will be summoned to the Sporting Stewards.
- 9 – 2025 Driver pass, with QR code, is MANDATORY, for all races, at all moments : Briefing, administrative checks, scrutineering...



**THE IAME CHAMPIONSHIP - N°1 IN EUROPE !!**



## CARBURANT

For all categories, the fuel must be **Unleaded 98** purchased at the service station.

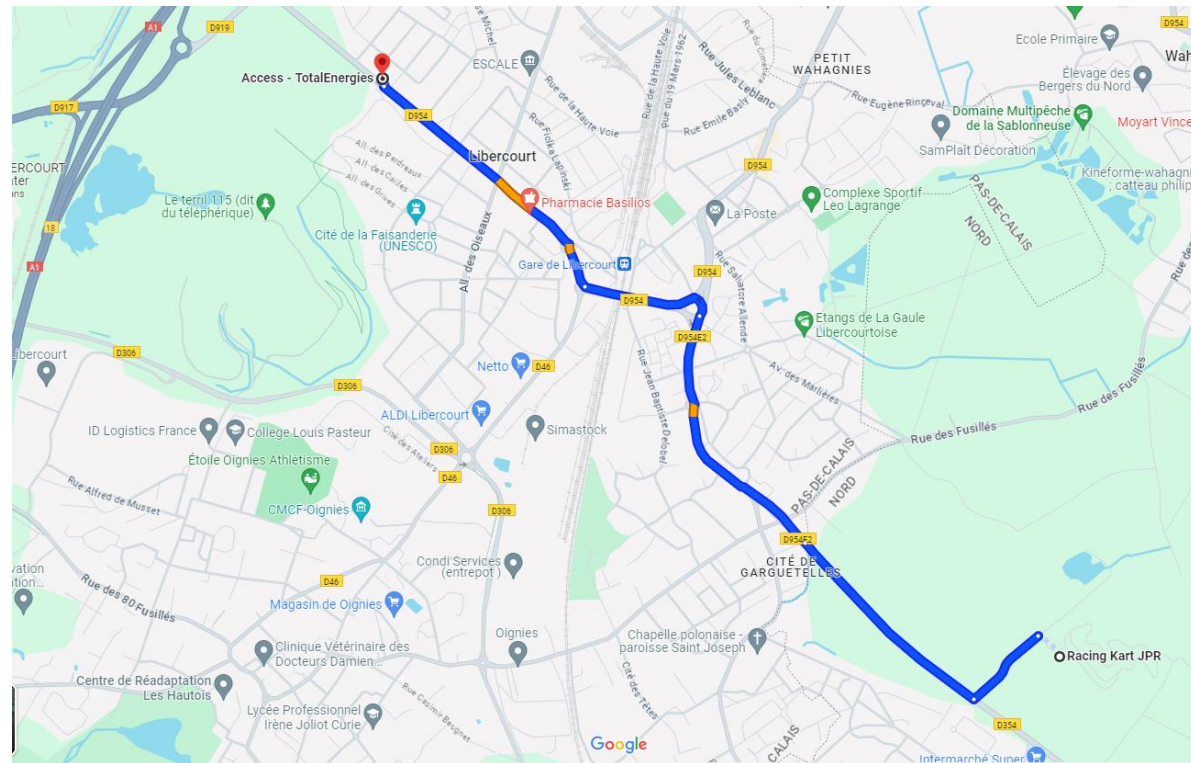


**Total Access (3,4 km from the track)**

[https://store.totalenergies.fr/fr\\_FR/NF081080?utm\\_source=google&utm\\_medium=organic&utm\\_campaign=mybusiness-website](https://store.totalenergies.fr/fr_FR/NF081080?utm_source=google&utm_medium=organic&utm_campaign=mybusiness-website)

Rue Fernand Darchicourt Route de Carvin 62820 Libercourt

Tél : 00 33 3 21 74 67 34



**THE IAME CHAMPIONSHIP - N°1 IN EUROPE !!**





## LUBRIFICANT

**For X30 & Mini categories:**

- Only Wladoil K2-T oil is authorized.
- “Lubricant / Fuel” mixture: 4% to 6%.



**For KA100:**

- Only Motul Kart GP 2T oil is authorized.
- “Lubricant / Fuel” mixture: 5% to 6%.



**THE IAME CHAMPIONSHIP - N°1 IN EUROPE !!**

## RACE NUMBERS & STICKERS

1. The racing numbers, on a yellow background, must be stuck on the nassau-panel, the sidepods and the rear fairing.
2. An Iame Series Benelux sticker must be stuck on the nassau-panel.
3. In KA100, stick the banner of your category under the race number on the nassau-panel & the rear fairing.

IAME Series Benelux Sticker



**THE IAME CHAMPIONSHIP - N°1 IN EUROPE !!**



## ENGINE SEAL

Le N° de plomb devra être visible



Le câble sera coupé au raz de la partie alu du scellé

Don't forget to seal your engine and present your engine passport at the technical inspection.

The seal and passport can be found at your usual dealer or at Eurokarting, the circuit shop.

➤ Plombage sur la Culasse

⇒ Sur 1 écrou long et 1 trou dans la culasse (Côté embrayage ou Allumage)

Le N° de plomb devra être visible



Le câble sera coupé au raz de la partie alu du scellé

**THE IAME CHAMPIONSHIP - N°1 IN EUROPE !!**



## ASSISTANCE PARC RULES

- **15 minutes** before the start time of the race, presence in the Start Park. Arrived, front fairing dismantled.
- **10 minutes** before the start time of the race (And therefore 5 minutes before the closing of the access door to the pre-grid), the horn sounds.
- **5 minutes** before the start time of the race, closing of the pre-grid door. No more entry will be allowed.
- **3 minutes** before the start of the race, evacuation of the mechanics from the pre-grid (whistle).

Any intervention by the mechanic, whatever it may be, on the pre-grid, implies a start after the peloton when red lights down.

H - 15' : Fermeture du Parc Assistance Départ

H - 5' : Fermeture de la porte de la prégrille

H - 3' : Evacuation mécaniciens prégrille

H : Départ !!



THE IAME CHAMPIONSHIP - N°1 IN EUROPE !!



## PREGRID RULES

- Qualifying Practices (5'): the driver must leave the pregrid before 45" maximum.
- The driver on pole chooses the side. He just need to tell to the grid boss if he wants to change side.
- Once you enter the pre-grid, you are not allowed to go out again.
- On the pre-grid, it is forbidden to do something on the kart!! Only tire pressure is allowed! If driver or mechanic do something on the kart, the driver starts last, on the order of the grid boss and only once the start is given (lights off). So he doesn't do the warm-up laps.
- As soon as the "Mechanic leave grid" sign is displayed, it's prohibited to do something on the kart. If the mechanic returns or communicates with the driver..., the driver leaves last, on the order of the grid boss and only once the start is given (lights off). So he doesn't do the warm-up laps.
- If a driver arrives and the door is closed, he leaves last and only once the start is given (lights off). So he doesn't do the warm-up laps.
- There will be 2 warm-up laps for each start!
- In Mini and Mini Rookie, pre-grid positions for non-qualifying and qualifying practice will be allocated for the first round of the championship by random draw. As from the second round of the championship, positions will be allocated based on the championship standings on the day of the session.



**THE IAME CHAMPIONSHIP - N°1 IN EUROPE !!**



**WHERE TO FOLLOW ROUND 2 ?**

**WHERE TO FOLLOW ROUND 2 ?**

**LIVE TIMING**

<https://racemon.motorsport-events.se/#/instance/iamebenelux>



**RESULTS**

**Results**

<https://motorsport-events.se/camp/index.php?dir=resultsmw%2F13+results+2025%2F01+IAME+Benelux%2FRound+2+Ostricourt%2F>



**Championship standing**

<https://motorsport-events.se/camp/index.php?dir=resultsmw%2F13+results+2025%2F01+IAME+Benelux%2FChampionship+Standings%2F>



And, of course, on [www.iame-motorsport.com](http://www.iame-motorsport.com) !!

**THE IAME CHAMPIONSHIP - N°1 IN EUROPE !!**





## LIVE STREAMING

Friday: <https://youtube.com/live/Br-FR-v5CYc?feature=share>

Saturday: <https://youtube.com/live/ErlaEKlxdro?feature=share>

Sunday: [https://youtube.com/live/ALC2HW--\\_ul?feature=share](https://youtube.com/live/ALC2HW--_ul?feature=share)



## 2025 LINKS FOR REGULATIONS

Règlement Sportif Iame Series Benelux : [https://drive.google.com/file/d/1tpwkL7EYwwDr\\_jTLiPYzyBL2HtA58DU/view?usp=drive\\_link](https://drive.google.com/file/d/1tpwkL7EYwwDr_jTLiPYzyBL2HtA58DU/view?usp=drive_link)

Iame Series Benelux Sporting Regulations: [https://drive.google.com/file/d/1He512OeV8LL7auiojR7GLnUWj-MyzQNs/view?usp=drive\\_link](https://drive.google.com/file/d/1He512OeV8LL7auiojR7GLnUWj-MyzQNs/view?usp=drive_link)

Règlement Technique Iame Series Benelux : <https://drive.google.com/file/d/1eehg6S5mS60ySf2b4M0luTVBZrSP9YeR/view?usp=sharing>

Iame Series Benelux Technical Regulations : <https://drive.google.com/file/d/1I3pzTmWltQJyhSXcHjPorYFdf1Y5bINW/view?usp=sharing>

Fiche Moteur X30 / X30 engine sheet: [https://drive.google.com/file/d/1vkgaQVB4BGs-7bp6IbjADGzLaujWxPQX/view?usp=drive\\_link](https://drive.google.com/file/d/1vkgaQVB4BGs-7bp6IbjADGzLaujWxPQX/view?usp=drive_link)

Fiche Moteur KA100 / KA100 engine sheet: [https://drive.google.com/file/d/1IS\\_op0GB9QU8xxecpuHPMJ-ge1gXHZPF/view?usp=drive\\_link](https://drive.google.com/file/d/1IS_op0GB9QU8xxecpuHPMJ-ge1gXHZPF/view?usp=drive_link)

Fiche Silencieux additionnel X30/KA100 / X30/KA100 additional silencer sheet: [https://drive.google.com/file/d/14txUdH7xGTn-26RO0h5wbp8icREs\\_xmw/view?usp=drive\\_link](https://drive.google.com/file/d/14txUdH7xGTn-26RO0h5wbp8icREs_xmw/view?usp=drive_link)

Fiche Moteur Mini & Mini Rookie / Mini & Mini Rookie engine sheet: [https://drive.google.com/file/d/1IS\\_op0GB9QU8xxecpuHPMJ-ge1gXHZPF/view?usp=drive\\_link](https://drive.google.com/file/d/1IS_op0GB9QU8xxecpuHPMJ-ge1gXHZPF/view?usp=drive_link)

Annexe 1 : Contrôle des Carburants : [https://drive.google.com/file/d/1tRkIJnQVjQxVDBNICNsa8uD-TgZ8vq5T/view?usp=drive\\_link](https://drive.google.com/file/d/1tRkIJnQVjQxVDBNICNsa8uD-TgZ8vq5T/view?usp=drive_link)

Annexe 2 : Contrôle des carburants : [https://drive.google.com/file/d/1-fmrT2ozD3Usd6qhWMgmu8BQIG87Wgl/view?usp=drive\\_link](https://drive.google.com/file/d/1-fmrT2ozD3Usd6qhWMgmu8BQIG87Wgl/view?usp=drive_link)

Annexe 3 : Casques : [https://drive.google.com/file/d/1PqWG1P-rmKi-6D-Xy7dWco7V\\_ICl24D1/view?usp=drive\\_link](https://drive.google.com/file/d/1PqWG1P-rmKi-6D-Xy7dWco7V_ICl24D1/view?usp=drive_link)

Annexe 4 : Plombage moteur : [https://drive.google.com/file/d/1XZ24FkN8\\_J-tfpiNqgo2ZW3x7fsps6Z2/view?usp=drive\\_link](https://drive.google.com/file/d/1XZ24FkN8_J-tfpiNqgo2ZW3x7fsps6Z2/view?usp=drive_link)

Annexe 5 : Carénage avant : [https://drive.google.com/file/d/10it0zc2Av\\_CfJ69Nuws0LiPY9n\\_NE24x/view?usp=drive\\_link](https://drive.google.com/file/d/10it0zc2Av_CfJ69Nuws0LiPY9n_NE24x/view?usp=drive_link)

Annexe 6 : Combinaisons : <https://drive.google.com/file/d/1-LJM35wQss7neTHaVH7c79-90-cSla0E/view?usp=sharing>

Annexe 7 : Règles utilisation moteur :

Documents techniques de référence :

Règlementation Technique FIA : <https://drive.google.com/file/d/17eXxIMh2QHMI0tobH60F7W9LnR0-Kmpu/view?usp=sharing>

Règlementation protège-côtes FIA : [https://drive.google.com/file/d/1rU6kEksQzOUMpaLiY\\_LZ4Q\\_ej8osW-k0/view?usp=drive\\_link](https://drive.google.com/file/d/1rU6kEksQzOUMpaLiY_LZ4Q_ej8osW-k0/view?usp=drive_link)

## WEBSITE, APP & SOCIAL NETWORKS



All official information concerning the IAME SERIES France can be followed on:

[www.iame-motorsport.com](http://www.iame-motorsport.com)

iameseriesbenelux

iamebelgium

IAME SERIES BENELUX



You can find regulations, results, photos and videos there.

THE IAME CHAMPIONSHIP - N°1 IN EUROPE !!

